



Nexus/SL Range Made in the UK

NEXUS/SL SERIES

NEXUS & NEXUS 'i' SERIES



Atacama has always been known for offering outstanding value and the Nexus is no exception.

Made from heavy gauge steel and using high tensile fixings, it can even be mass loaded with Atabites in order to achieve maximum performance. From May 2008 this range will be upgraded to the "i" version which will include our isolation gel pads to further improve its sonic performance.

A choice of 4 height options

Optional top plate available for slim yet deep speaker cabinets. (not illustrated)
Width 130mm (5.1")
Depth 200mm (7.9")

Available in Black, Graphite Metallic and Silver Metallic



See page 15 for Nexus and SL series technical specifications and colour options.



SL SERIES

Our professional range of speaker stands caters for when a larger top plate is required.


Adjustable heavy duty carpet spikes are supplied as standard, with the facility to add top spikes as a option. There are 7 different height models available to suit a wide range of speaker applications.



Colour choices as listed for Nexus

Atacama isolation gel pads

Are designed to adhere to speaker stand top plates and are made from a high performance polyurethane elastomer which, as well as being non-slip and non scratch, gives excellent sound and vibration resistance. Supplied in packs of 8.



REMEMBER!

Atabites

Atabites is high density filler designed for mass loading of speaker stands. They are delta shaped chips, 3 times denser than sand which interlock together creating minimum air gaps. Supplied in 9kg (20lbs) tubs.





Eclipse Range Made in the UK

ECLIPSE SERIES

ECPLISE 1 LCD SUPPORT



With an emphasis on style, the Eclipse 1 offers a minimalist approach that really complements the latest LCD screens.

Capable of handling up to a screen size of 32" and 20kg in weight, it is available in silver, graphite or black with the glass base colour choice of artic frost or anthracite.

COMING SOON

HMS 1 & HMS 2

Due summer 2008

High

Mass

Speaker stands


HIGH END.

NO COMPROMISE



EQUINOX COLOUR SWATCHES

Recommended colour combinations.



Standard Black
Piano Black Glass



Silver Metallic
Arctic Frost Glass



Silver Metallic
Piano Black Glass

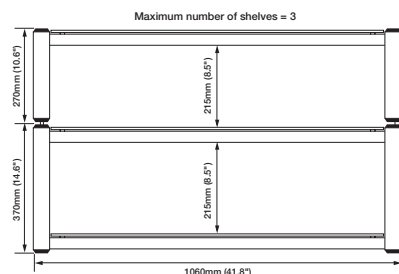
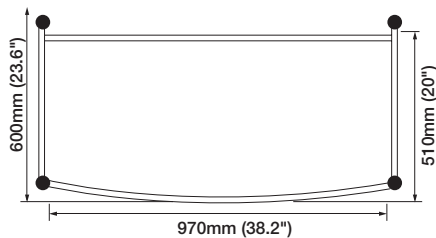


Graphite Metallic
Piano Black Glass

Graphite Metallic/Arctic Frost Glass also available (not illustrated)

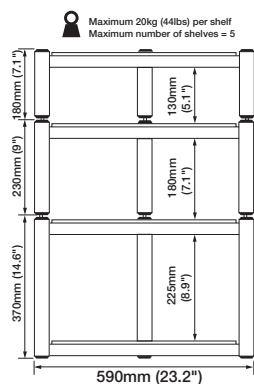
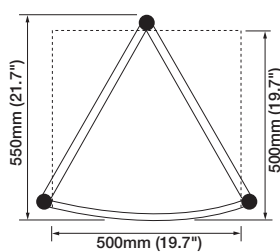
TECHNICAL

EQUINOX AV AND AV PLUS



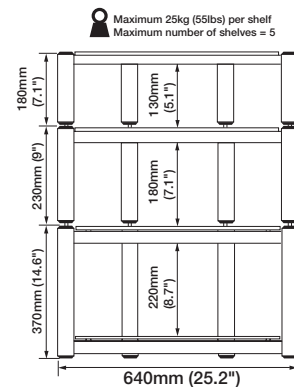
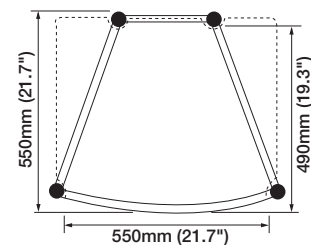
Maximum number of shelves = 3

EQUINOX HI-FI



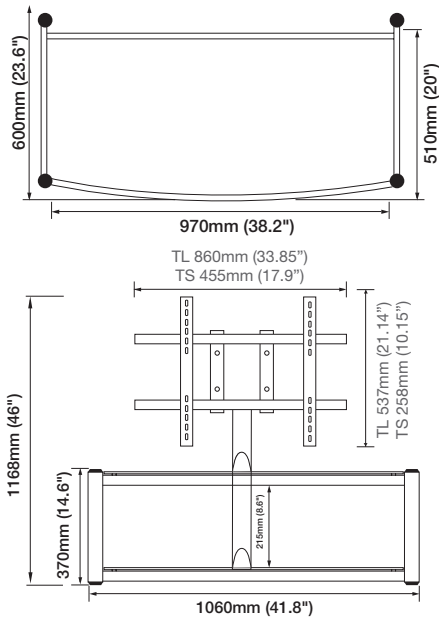
Maximum 20kg (44lbs) per shelf
Maximum number of shelves = 5

EQUINOX XL Pro SE



Maximum 25kg (55lbs) per shelf
Maximum number of shelves = 5

EQUINOX AVI TL & TS



NEXUS & SL COLOUR SWATCHES

Recommended colour combinations.



Silver Metallic

Graphite Metallic

Standard Black

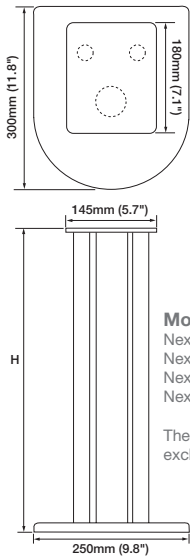
Recommended number of Atabite tubs per pair of speaker stands



Nexus 5,6,7 and SL 2,3,4 require 1 tub
Nexus 10 and SL 5,6,7 require 2 tubs
Aurora 6 and SL 10 require 3 tubs

*All amounts are approximate as different volumes will give different sonic characteristics.

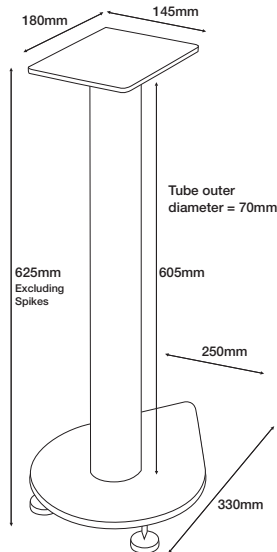
NEXUS SERIES



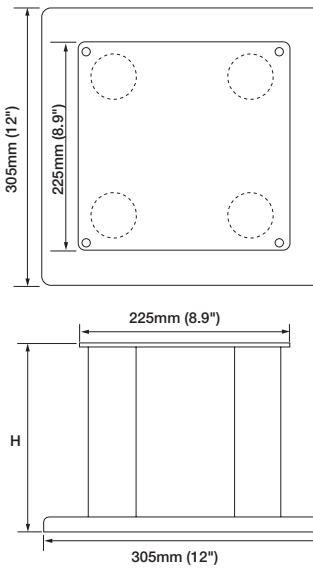
Model	Height 'H'
Nexus 5	500mm (19.7")
Nexus 6	600mm (23.6")
Nexus 7	700mm (27.6")
Nexus 10	1000mm (39.4")

The height of each model excluding spikes.

AURORA 6 SERIES



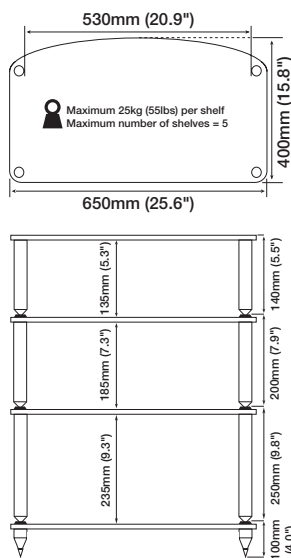
SL SERIES



Model	Height 'H'
SL200	200mm (7.9")
SL300	300mm (11.8")
SL400	400mm (15.8")
SL500	500mm (19.7")
SL600	600mm (23.6")
SL700	700mm (27.6")
SL1000	1000mm (39.4")

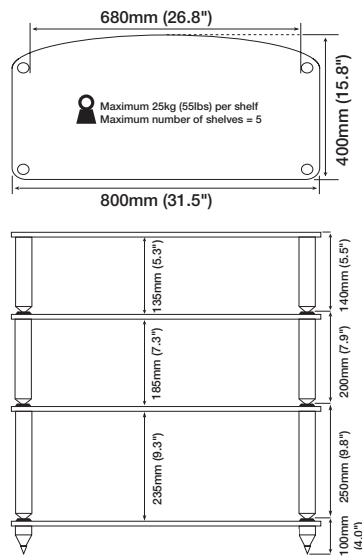
The height of each model excluding spikes.

EUROPA REF 6.5+SE

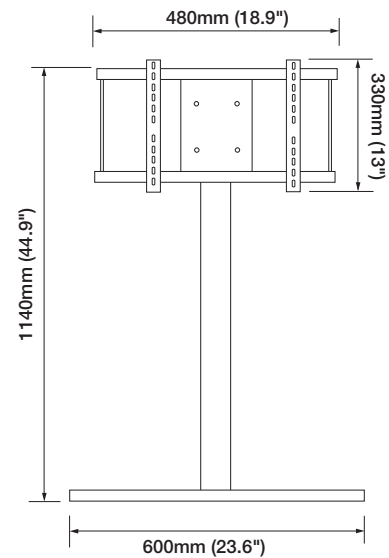


Europa glass thickness is 10mm

EUROPA REF 8+SE



ECLIPSE



We operate a policy of continuous improvement and reserve the right to amend designs and specifications without prior notice. All dimensions shown in this brochure are approximate only.