

PMC[®]



twenty5



WHAT DRIVES US

At PMC, we believe that music is what really matters; it's what moves us and gives us the passion for what we do. The company was founded because there wasn't a loudspeaker that was transparent enough to convey all of music's expressive power — and we knew we could remedy this.

One of our core beliefs has always been that the same loudspeaker can be used throughout the entire audio chain, from composer to studio or film stage, through post-production and mastering, right to the listener at home. Discerning listeners all over the world agree. Our designs are involved in every link of the music-making chain, from the recording studio to listening at home, which means we know exactly how to present music as transparently as possible, just as the artist intended. This knowledge, combined with our love for music, drives us to create products that you listen through rather than to. We want you to share the thrill of the original recording because there is nothing like the emotional impact of true musical communication.

Loudspeakers are where science meets art; we understand the science so that you can connect with the art.



Peter Thomas, Owner &
Oliver Thomas, Head of Design

THE LINE WE TAKE

It's easy and tempting to create products that colour, flatter or diminish music. It's far harder to present the music exactly as the artist intended it, with nothing added or taken away. We do this by combining designs offering the highest possible sonic resolution with solid engineering principles.

This can't be done by following the herd when it comes to speaker design. Today you can buy drivers and loudspeaker components off the shelf, but we did not make our reputation for quality by doing this, and we are not going to start now. We consider every element and its audible effect on the overall design, hand-select every component, hand-build every speaker, and test and listen to every finished product. Where appropriate, we apply innovations from other industries to push the boundaries of what was thought possible, forging partnerships with other pioneers.

With PMC, nothing is standard, as standard is just not good enough.



The partnership with the UK's NPL (National Physical Laboratory) where the pioneering acousto-optic mapping process was born

A TRUE HERITAGE

Our Emmy®-award-winning systems are used in the world's leading studios so that engineers and artists can hear every nuance of their work as they make the critical creative decisions. Our loudspeakers are used to create everything from award-winning soundtracks to successful albums by artists including Coldplay, Prince, Elton John and Adele, among many others. The list of Hollywood composers using our speakers is equally impressive, and includes the people who brought you 007's Skyfall and SPECTRE, Iron Man, Game of Thrones and the Bourne Supremacy, to name but a few.

PMC speakers deliver maximum transparency, so whether they are in Los Angeles' Capitol Studios or your living room, you will hear the music exactly as the artist intended it. Only PMC can get you so close to the original sound.



The world-famous Capitol Studios, LA, featuring PMC reference QB1-A and twotwo.8 monitors

The following artists and institutions made music with PMC, composing, mixing or mastering with our loudspeakers: John Newman, Elbow, Embrace, Sade, Elton John & Leon Russell, Prince, Stevie Wonder, Coldplay, Kraftwerk, Peter Gabriel, Robbie Williams, Brian May, Eleanor McEvoy, Marillion, Sony Music, Underworld, Tony Bennett, Universal Music, RTL, Emil Berliner/Deutsche Grammophon, Teldex Studios, Hospital HDTV Broadcast Studios, EMI, Royal Shakespeare Company, Decca, The Moving Picture Company, ORF, The Düsseldorf University of Music, The Royal School of Music, Warner Music, BBC Radio, BBC TV, Capitol Studios, Chesky Records, New York University...

Movie music made with PMC: SPECTRE, Skyfall, Saving Mr. Banks, Man of Steel, The Adjustment Bureau, Sherlock Holmes, Get On Up, WALL-e, Inception, Tron, The Dark Knight, Gran Torino, Monsters vs Aliens, The Day The Earth Stood Still, Watchmen, Californication, Day of the Dead, Halloween, Hancock, independence Day, Hulk, The Fugitive, One Fine Day, The Sixth Sense, Dinosaur, The Passion of the Christ, Die Another Day, Planet of the Apes, Rollerball, Finding Nemo, Chicago, Pirates of the Caribbean, Terminator 3, American Beauty, Love Actually...



“No other loudspeaker company has such a rich professional heritage and has been awarded an Emmy®”



Emmy® award
©ATAS/NATAS

twenty5 series

The **twenty5** series is the culmination of a quarter of a century of research, obsessive design and craft to produce the very finest loudspeakers for home listening. Every element in the design has been considered in order to create finely tuned, transparent speakers capable of revealing music's subtlest shades and deeply emotional details.

Available in a variety of styles and finishes to suit the décor of any home, modern or traditional, the range hones and refines our established **ATL** concept with new drivers and **Laminair**, the result of recent research into the aerodynamics of the transmission line. With a natural, balanced tone and rich, enveloping bass at all levels from whisper-quiet upwards, the surprisingly svelte **twenty5** series can provide you with an unequalled listening experience that redefines what you've come to expect from high-fidelity performance.



THE DEFINITION OF PERFORMANCE

INSIDER KNOWLEDGE

PMC Head of Design Oliver Thomas explains what it took to make the **twenty5** series the extraordinary range of loudspeakers that it is.

Why introduce a new range?

Since the launch of the **twenty** series we have made some very significant discoveries. We continuously work to find better techniques and materials, and we have developed more sophisticated measurements so that we can design more musically revealing products.

What are the key innovations in the twenty5 series?

There are many significant innovations but the ground breaking one is the unique **Laminair** vent which terminates the **ATL**. Coupled to further refinements we have found in **ATL** design, this gives colossal sonic benefits.

Where did this innovation come from?

I have worked in Formula One where aerodynamics is critical to performance. I realised that similar design principles could be used to improve our **ATL**, because in both instances, turbulence acts as a brake. If we could reduce turbulence at the vent we would have a system that performed better. We had huge success when we applied this technology to our state-of-the-art QB1 professional monitor and that had to control the massive air movement from four 10" piston drivers with more than 4000W of power behind them!

What does *Laminair* do for the performance of the twenty5 series?

The improvement in performance was way beyond what we expected from our computer simulations. By controlling airflow and rendering it perfectly smooth, the efficiency of the **ATL** is seriously improved, so the bass is faster and has far higher definition and even greater dynamic headroom. We've also been able to eliminate air noise.

Has the tweeter changed at all?

It's based on the outstanding tweeter used in the **twenty** series with some subtle tuning, as we have adjusted the geometry of the grille to improve dispersion and create a far larger audio picture.

What else is new?

We have done a huge amount of work to develop the new mid-bass drivers, which gave us increased low-frequency performance when coupled to the **ATL** and ultra-vivid mid-range clarity. The cone is made from resin-bound, fine-weave glass fibre. We found from our exhaustive materials testing that it's stronger than a paper cone whilst maintaining the same clean, uncoloured qualities. The magnet and motor system has been optimised, making it 'more linear'; it is around 80 percent more powerful than the **twenty** series bass driver.

What have you done with the cabinet and plinth?

We used accelerometers to measure panel resonances and the effectiveness of different isolation materials. Using this data we have subtly adjusted the dimensions of each cabinet and introduced stiffer, high-mass stabilising bars, with isolation. Finally, the one-piece stainless-steel spikes can be accessed from the top, making the process of levelling and adjusting the floorstanders far easier.



AN AUDIO REVOLUTION

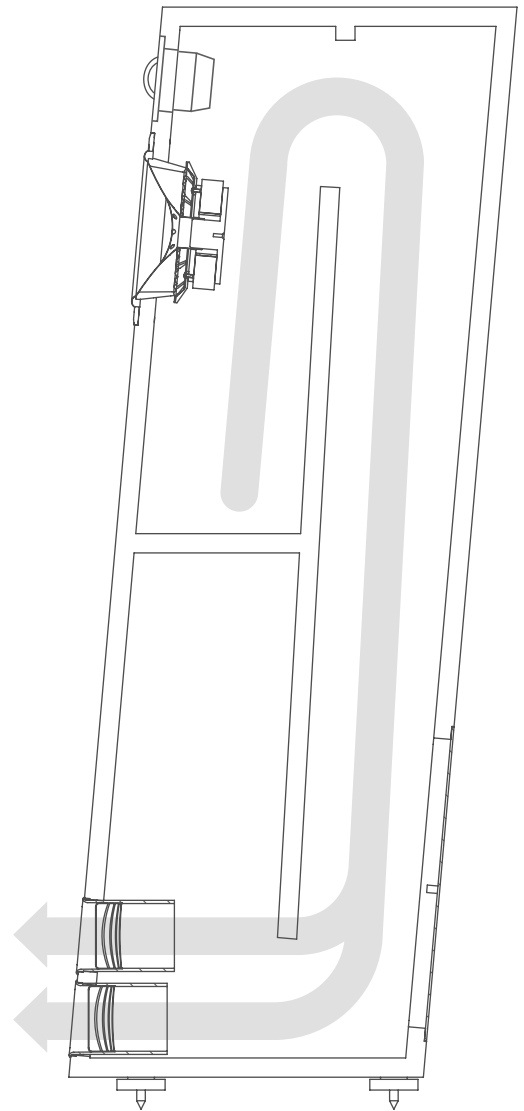


The source of PMC's legendary natural and wholly realistic sound is the Advanced Transmission Line (**ATL**) bass-loading technology.

ATL is an ingenious design and uses energy generated by the bass unit in a much more intelligent, efficient way than speaker designs based on ported or sealed boxes. In **ATL** loudspeakers, the highly braced cabinet is lined with a multitude of custom-designed acoustic materials that absorb all but the very lowest frequencies. These exit from a front-panel vent, extending the low-frequency response, and creating the impression of a far larger speaker with an extra, ultra-high quality bass unit.

ATL improves more than just the bass response: because the low end is clean and clear, it doesn't mask the rest of the music. Vocals, in particular, are beautifully projected and ultra-vivid.

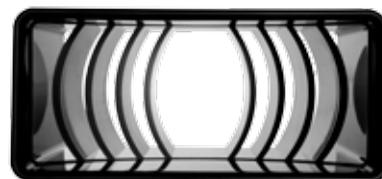
ATL loudspeakers offer another benefit. The **ATL** bass extension does not change with volume level — so even when listening quietly, the bass sounds balanced and well defined.



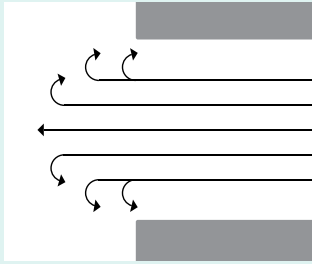
twenty5.24 showing **ATL** in cross-section with **Laminair** vent

“Formula 1 aerodynamic principles applied to the ultimate bass-loading technology.”

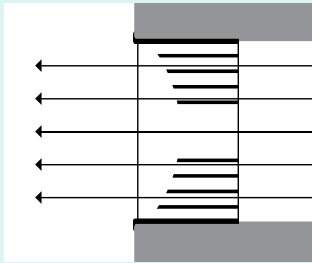
Laminair aerodynamic vent



Standard loudspeaker vent (aerial view) – slow and turbulent airflow with drag



twenty5 series vent with aerodynamic Laminair vent – smooth, rapid and efficient airflow



The combination of ATL and Laminair takes audio quality to unparalleled new heights:

- Faster, cleaner bass and higher-definition sound throughout
- Turbulence is eliminated, increasing the efficiency of the **ATL**
- Removes air noise – only the music remains
- Higher maximum output and bass with supreme timing and dynamics



With the launch of the **twenty5** series, audio performance has been taken to the next level with the addition of the **Laminair** aerodynamic vent. Head of Design Oliver Thomas applied aerodynamic principles he had discovered in his previous employment in Formula One to **ATL**, creating an even smoother, laminar airflow at the exit from the transmission line. **ATL** designs involve air moving at high speeds and under pressure, and Oliver showed that reducing turbulence and drag at the **ATL** vent reduces resistance, increases efficiency, eliminates air noise and provides bass with supreme timing and the ultimate dynamic range.

“Nothing else comes close to the clarity, timing and dynamics”

REAL DRIVE

PMC has over 25 years' experience in designing and manufacturing drive units for the most critical and demanding applications. For the **twenty5** series, our research and development team has made several significant advances with its driver designs, mirroring the major breakthroughs made in **ATL** design.

BASS

The heightened level of performance produced by the **twenty5** series puts huge demands on the construction of the bass and mid-bass drivers, so a far stiffer cone is necessary to produce maximum resolution and musical power, and minimum colouration. PMC has developed **g-weave**, a resin-bound, fine-weave glass fibre and pulp hybrid cone to achieve this goal. The **g-weave** cone is far stronger than paper and doesn't impart any character, ensuring you hear more music and less loudspeaker.

The trio of bespoke drivers is extremely powerful, with exceptional travel. Teamed with the **ATL** and **Laminair** vent, they bring you closer than ever before to the live music experience without leaving your home.





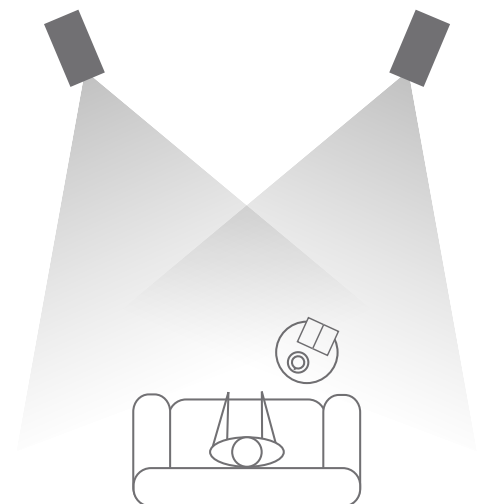
twenty5 series LF drive unit with g-weave technology

A SMOOTH, OPEN TOP

For the **twenty5** series PMC continues to use tweeters co-engineered with Norwegian electro-acoustic craftsmen SEAS, one of the world's finest purveyors of drive-unit technology. The precision 27mm soft-dome driver is made from Sonolex, a highly sophisticated material that ensures an exceedingly smooth natural response and guarantees perfect pair matching. The perforated polished grille is computer modelled for optimum dispersion and razor-sharp imaging, and creates an intense three-dimensional image that covers a vast listening area.

ASTOUNDING VOCAL CLARITY

PMC is renowned and respected in the ultra-critical studio and audiophile markets for its soft-dome mid-range drive units. On the **twenty5** series, this produces vocals that are not merely transparent, but relay all the emotional character in the artist's voice. Like the tweeter, the mid-range driver has enough power to fill a huge space, with an ideal-sounding, balanced soundstage.



The vivid 3D image covering a vast listening area



twenty5 series HF drive unit



twenty5.26 MF drive unit

PERFECT SEPARATION

For a wide sweet spot and natural sound, a loudspeaker must have a minimum of separate low and high-frequency drivers. A third element is also required: the crossover. This is a fundamental part of the system; it should divide the audio signal into frequency bands ideal for each drive unit. The calibre of a crossover's design and construction has a powerful influence on the overall sound quality of the loudspeaker.

For the **twenty5** series, we have employed computer simulations and an extensive programme of test and measurement to design highly sophisticated crossovers that divide the signal with utmost precision.

The foundation for the crossover is its military-grade, glass-fibre board with the widest, thickest possible conductive copper tracks. These ensure that resistance is kept as low as possible and power delivery to the drive units is maximised.

Each component has been chosen through extensive listening tests, and its position on the board has been optimised to prevent unwanted interactions. We go to the extent of recording, matching and soldering components by hand to guarantee the best possible sound quality and reliability.

This attention to even the smallest detail can pay huge dividends; even the material of the crossover back plate has been considered. The mirror-finish, stainless-steel back panel is magnetically inert, preventing any adverse interaction with components.



The highly sophisticated **twenty5.26** crossover



THE FINER DETAILS


Our holistic design philosophy means we consider every element of the loudspeaker and the effect on its performance.

BINDING POSTS

Creating the ideal connection are the bespoke **twenty5** series binding posts, machined from pure copper and plated with matte rhodium for the last word in conductivity. They accept all popular terminations and are directly coupled to the crossover board to keep the signal path as short as possible.

SPIKES

The custom-made, one-piece stainless-steel spikes thread into the plinth bar for a sure-footed, straightforward set up.



GRILLES

The elegant, slim-line grilles are fixed to the cabinet with concealed magnets, leaving the loudspeaker's front baffle clean and unblemished by unsightly fastenings. We even go to the extent of weaving our own acoustically transparent cloth and modifying the shape of the grilles so as not to adversely affect the sound quality when they are in use.





The bespoke twenty5 series binding posts



Dali's Muntache
CHARIS

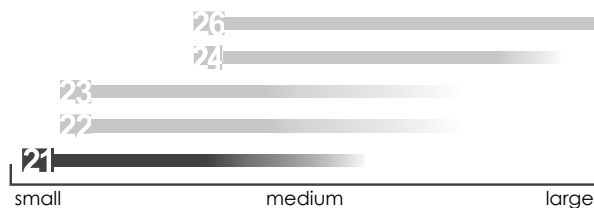
Roger Mayne photographs
IN THE DECO STYLE
WE CAN BE HEROES

GOING WESTWARD
AND NEW MUSIC



The **twenty5.21** is proof that great things come in small packages. Don't let its compact size fool you; this loudspeaker is nothing less than remarkable. Its complex **ATL** and **Laminair** vent mean that you get speed, weight and transparency, with the greatest bass extension of any loudspeaker this size.

Whether on a shelf or its performance-enhancing stand, the **twenty5.21** excels with all types of music. Its articulate mid-range, clear, open highs and profound bass mean it can fill rooms both medium and small with astonishing ease.



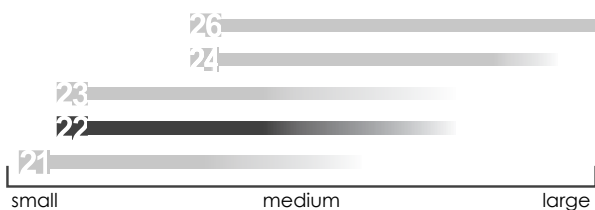
Choosing the right twenty5 model for your room size





The more substantial standmount in the **twenty5** range is a force to be reckoned with. The larger, potent **g-weave** bass driver, together with the new **Laminair** vent and an **ATL** of surprising length given the cabinet dimensions: all combine to give the **twenty5.22** bass weight, punch and dynamics that are unmatched in its class.

The **twenty5.22** is not only made for music's visceral qualities, it is equally capable when it comes to resolving the fine details that produce realistic and finely nuanced performances of the utmost delicacy.



Choosing the right twenty5 model for your room size

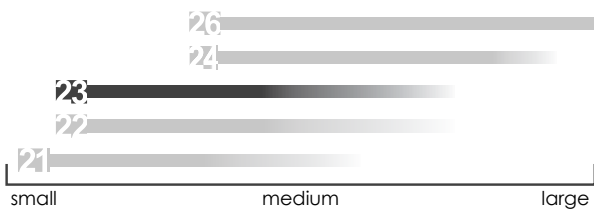




twenty5 23




Arguably the most elegant model in the range, the **twenty5.23** takes the speed, transparency and sophistication of the **twenty5.21** and adds greater bass extension and power. And yet its slim-line form doesn't mean it can't move you. No matter what type of music you love, the **twenty5.23** will let you absorb the quietest and most dramatic moments without missing a beat, and its realism with vocals puts you in the best seat in the house.



Choosing the right twenty5 model for your room size

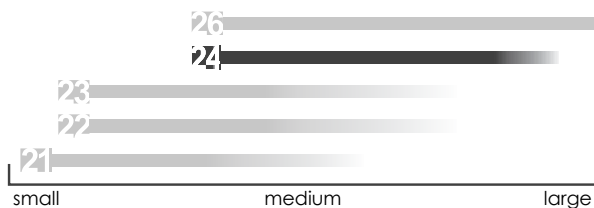








Those with substantial rooms and musical appetites to match will crave the largest two-way in the range. The **twenty5.24** is capable of recreating a spine-tingling sense of presence; close your eyes and you can almost touch the performers. The combination of the latest advances in drive unit technology and our groundbreaking **Laminair** system make this model as precise and detailed as the music deserves. A loudspeaker of this calibre takes every performance to a higher level.



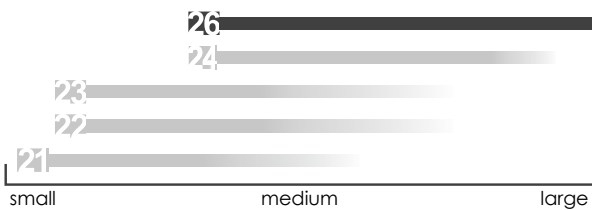
Choosing the right twenty5 model for your room size



twenty5 26



The flagship model in the **twenty5** series is also the most capable. The mid-range dome driver makes it the most revealing while the substantial bass driver coupled to an extended **ATL** produces tangible bass that brings music and movies to life. The **twenty5.26** was created for people who want the full immersion experience, and its feeling of limitless headroom allows it to reproduce all the majesty and dynamics of any great work. And then there's its ability to unearth depth and detail that makes the experience so incredibly real.



Choosing the right **twenty5** model for your room size



twenty5.26 in walnut



OUR ATTENTION TO DETAIL

Our loudspeakers are designed and hand-built with care and attention by people who are fastidious about quality. Such is the confidence in our work that we offer an unparalleled 20-year warranty on all passive consumer loudspeakers.

All of our products are designed and built at the PMC facility in the UK where every single component is measured and graded. Every detail, from the individual elements on the crossover and in the drive units right up to the cabinet, is tested to ensure it meets our exacting standards for performance and reliability. This ensures each new model is a duplicate of the reference design.

A full computer analysis is taken for each completed loudspeaker, so we know it is technically perfect — but we go one step further. Computers don't tell the full story, and our customers listen with their ears — so we do too. We run a benchmark BBC speech test and play an extensive array of music (including classical, pop and rock) on each loudspeaker we produce. Every one is compared with its reference model and both speakers in each pair are cross-checked to ensure a perfect match.

For over 25 years, PMC has built a reputation for making the finest loudspeakers by maintaining this degree of attention to detail at every stage of production.

Unrivalled
Platinum
twenty year warranty

* N.B. 5 year warranty on active products



“Computers don’t tell the full story. As well as a full frequency analysis, we listen to each speaker we make — and run a benchmark BBC speech and musical test on every single one”







twenty5

Freq response	46Hz - 25kHz	
Sensitivity	86.5dB 1W 1m	
Rec. amp power	30 - 150W	
Effective ATL™	1.72m	5.6ft
Impedance	8 Ohm	
Drive units	LF PMC twenty5 series 5.5"/140mm long-throw g-weave™ cone with cast alloy chassis HF PMC/SEAS®, 27mm twenty5 series, SONOLEX™ fabric soft dome, Ferrofluid cooled	
Crossover freq.	1.8kHz	
Input connectors	One pair 4mm binding posts	
Dimensions	H 340mm	13.4"
	W 162mm	6.4"
	D 284mm	11.2" incl. binding posts (+9mm grille)
Weight	6kg	13.2 lbs ea.



twenty5

Freq response	39Hz - 25kHz	
Sensitivity	89dB 1W 1m	
Rec. amp power	30 - 200W	
Effective ATL™	2m	6.5ft
Impedance	8 Ohm	
Drive units	LF PMC twenty5 series 6.5"/170mm long-throw g-weave™ cone with cast alloy chassis HF PMC/SEAS®, 27mm PMC twenty5 series, SONOLEX™ fabric soft dome, Ferrofluid cooled	
Crossover freq.	1.8kHz	
Input connectors	One pair 4mm binding posts	
Dimensions	H 410mm	16.1"
	W 192mm	7.6"
	D 373mm	14.7" incl. binding posts (+9mm grille)
Weight	10kg	22 lbs ea.



Available finishes



Oak Walnut Amarone Diamond Black

The **twenty5** stand – for maximum performance

The dedicated **twenty5** stand has been engineered to optimise the imaging, dynamics and overall tonal balance by using a blend of an ultra-rigid structure and resonance-absorbing materials. The front tube can be filled to 'tune' the stand providing not only greater stability and mass but better bass definition. The rear tube is internally damped and allows cables to be passed through, ensuring a clean elegant line is maintained.

H 599mm 23.5" (+25mm spikes) **W** 229mm 9.0" **D** 364mm 14.3"

twenty5

Freq response	28Hz – 25kHz	
Sensitivity	86.5dB 1W 1m	
Rec. amp power	30 - 150W	
Effective ATL™	2.4m	7.8ft
Impedance	8 Ohm	
Drive units	LF PMC twenty5 series 5.5"/140mm long-throw g-weave™ cone with cast alloy chassis HF PMC/SEAS®, 27mm twenty5 series, SONOLEX™ fabric soft dome, Ferrofluid cooled	
Crossover freq.	1.8kHz	
Input connectors	One pair 4mm binding posts	
Dimensions	H 907mm	35.7" (+20mm spikes)
	W 162mm	6.4" (238mm incl. plinth bars)
	D 330mm	13" (+9mm grille)
Weight	15kg	33 lbs ea.



twenty5

Freq response	27Hz - 25kHz	
Sensitivity	89dB 1W 1m	
Rec. amp power	30 - 200W	
Effective ATL™	3m	9.8ft
Impedance	8 Ohm	
Drive units	LF PMC twenty5 series 6.5"/170mm long-throw g-weave™ cone with cast alloy chassis HF PMC/SEAS®, 27mm PMC twenty5 series SONOLEX™ fabric soft dome, Ferrofluid cooled	
Crossover freq.	1.8kHz	
Input connectors	One pair 4mm binding posts	
Dimensions	H 1015mm	40" (+20mm spikes)
	W 192mm	7.6" (275mm incl. plinth bars)
	D 419mm	16.5" (+9mm grille)
Weight	23kg	50.6 lbs ea.



twenty5

Freq response	27Hz - 25kHz	
Sensitivity	86dB 1W 1m	
Rec. amp power	50 - 300W	
Effective ATL™	3.3m	11ft
Impedance	8 Ohm	
Drive units	LF PMC twenty5 series 7"/177mm long-throw g-weave™ cone with cast alloy chassis MF PMC 50mm twenty5 series, dome mid-range HF PMC/SEAS®, 27mm PMC twenty5 series SONOLEX™ fabric soft dome, Ferrofluid cooled	
Crossover freq.	400Hz, 4kHz	
Input connectors	One pair 4mm binding posts	
Dimensions	H 1040mm	40.9" (+20mm spikes)
	W 192mm	7.6" (275mm incl. plinth bars)
	D 439mm	17.3" (+15mm grille)
Weight	25kg	55.1 lbs ea.



AWARD WINNING

We believe our speakers are second to none. But you don't have to take our word for it. These golden-eared experts in their field thought so too.



fact.8 - Hi-Fi Choice
2009



Fact.8 - Hi-Fi Choice
2010



Fact.3 - SVI
2011



fact.8 - SVI
2011



twenty.24 - Hi-Fi World
2012



twenty.23 - Hi-Fi News
2012



twenty.21 - Hi-Fi World
2012



twenty.24 - Sounstage
2012



twenty.21 - Hi-Fi News
2012



twenty.22 - Hi-Fi Choice
2012



twenty.22 - Hi-Fi Choice
2012



twenty.24 - Hi-Fi Critic
2012



twenty.22 - What Hi-Fi
2012



twenty.23 - What Hi-Fi
2012



fact.12 - Hi-Fi News
2013



twenty.22 - Hi-Fi News
2013



twenty.24 - Hi-Fi Critic
2013



Fact.12 - The Ear
2013



twenty.21 - The Ear
2013



twenty.23 - Hi-Fi Critic
2013



twenty.22 - What Hi-Fi
2013



twenty.23 - What Hi-Fi
2013



twenty.22 - What Hi-Fi
2014



twenty.21 - AVTech Media
2014



Fact.12 - Hi-Fi Critic
2014



twenty.21 - Hi-Fi Choice
2014



twenty.24 - The Ear
2014



twenty.24 - Hi-Fi News
2014



twenty.24 - H-Fi+
2015



twenty5, **Laminair** and **g-weave** are trade marks, of The Professional Monitor Company Limited

The Emmy name and the Emmy statuette are the trademarked property of The Academy of Television Arts & Sciences and the National Academy of Television Arts & Sciences

This document should not be construed as a commitment on the part of The Professional Monitor Company Limited. The Professional Monitor Company Limited will not assume responsibility for errors that may appear in this document. Information may be subject to change.

Copyright © 2016. All rights reserved.



THE PROFESSIONAL MONITOR COMPANY LIMITED

Holme Court Biggleswade SG18 9ST UK

T +44 (0)1767 686300 F +44 (0)870 4441045

E sales@pmc-speakers.com W www.pmc-speakers.com

PMC[®]

Reg No: 3328009

PMC stock code 14951/Item no. 726/April©2016