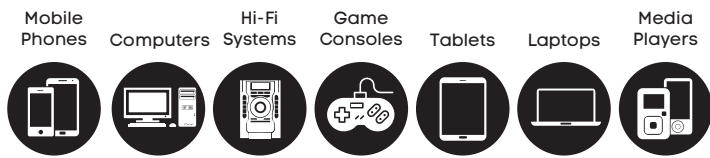






CHORD

Portable DAC Headphone Amplifier OPERATING INSTRUCTIONS

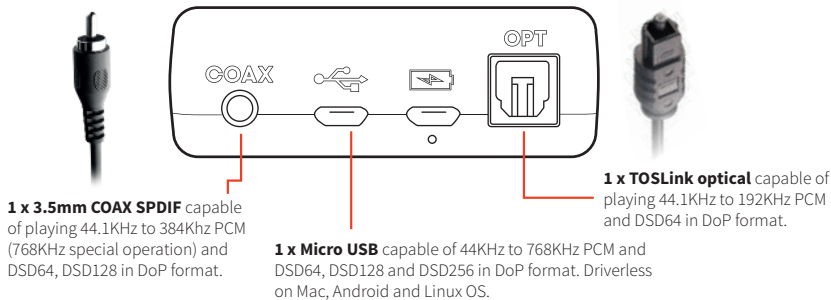
MOJO DIAGRAM



The Chord Mojo can be used with a range of devices to boost sound quality.



Mojo is compatible with **ALL** earphones, headphones, IEMs & CIEMs.



CONNECTING ANDROID DEVICES



To use Mojo with an Android device you will need a **Micro to Micro USB OTG cable**. This is a special cable that tells the Android device to run in host mode and enable USB audio.

CONNECTING APPLE DEVICES

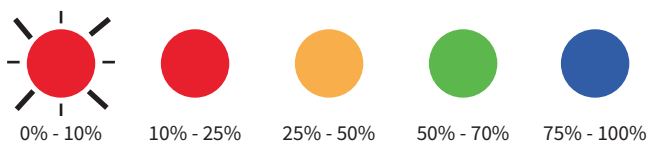
To use the Chord Mojo with an Apple device you will need a device running iOS6 or later with a lightning connector.

You will require the **Apple camera connection kit** which will enable a standard USB connector from the lightning port. Use this cable with the short USB to micro USB cable to connect Mojo. All audio will then play through Mojo.

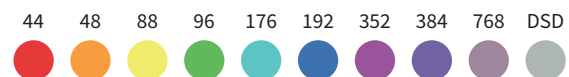


LIGHT INDICATORS

Battery State Indicator



Sample Frequencies kHz



Volume Indication

The + and - volume balls are illuminated to indicate the volume setting. The standard range is from brown to white for maximum volume.

KEY FEATURES

MEMORY

Mojo has a memory function that will store the volume level and brightness settings even after the unit is switched off.

DRIVERLESS

Driverless on Mac, Android and Linux OS. However Windows Vista, 7, 8, and 10 will require a driver which can be found on our Mojo webpage.

PORTABLE

Battery-powered, pocket-sized: enjoy better audio anywhere

ALL DAY USE

Mojo charges in just 4 hours to provide up to 10 hours use.