

arena  
HIGHLINE 500

arena  
HIGHLINE 500



Tannoy United Kingdom	T: +44 (0) 1236 420199	F: +44 (0) 1236 428230	E: enquiries@tannoy.com
Tannoy North America	T: (519) 745 1158	F: (519) 745 2364	E: inquiries@tannoyna.com
Tannoy Deutschland	T: 0180 1111 88 1	F: 0180 1111 88 2	E: info@tannoy.com

tannoy.com

6483 0982



“THIS ISN'T A DREAM, IT'S REALLY HAPPENING.”

ROSEMARY'S BABY (1968)

Licensed to thrill.

Arena HighLine is not just another home theatre speaker - it's a Tannoy - clearly not just another speaker company. Our loudspeaker engineering skills are legendary. Tannoy studio monitors, used throughout the professional recording world, have played a leading role in the audio production of many blockbuster movies.

Tannoy never cuts corners when it comes to loudspeaker design ...carefully and painstakingly rounded off ...but never cut. The beautifully smooth paintwork of HighLine 500 is made up of multiple electro-statically applied layers; each hand sanded and polished to produce a sumptuous deep gloss mirror-like silver or black finish to enhance any contemporary décor.

The picture's amazing ...and that's even before the film starts!

Arena HighLine - a speaker design tempting enough to make you forget to switch the screen on.

For your eyes only?

When it comes to setting up a home theatre, obviously a great picture is essential. But to achieve the full scale and impact of the movie experience, the soundtrack should get equal billing.

Tannoy HighLine completes the picture with the best sound ever.



arena  
HIGHLINE 500

# "THAT IS ONE OF MY MORE BRILLIANT IDEAS, AND BETWEEN YOU AND ME, THAT IS SAYING SOMETHING"

HARRY POTTER AND THE SORCERER'S STONE (2001)



1. Tannoy Dual Concentric™ 100mm (4") drive unit - exploded view
2. The Dual Concentric WaveGuide™ with 19mm (0.75") WideBand™ high frequency unit
3. Tannoy DMT™ (Differential Material Technology) cabinet bracing
4. Drive unit shielding
5. Additional 100mm (4") bass driver
6. Extra thick walled enclosure extrusion

Tannoy Dual Concentric™ equipped monitors are the studio tools of choice of many leading producers and recording artists. The same core technology is used in the Arena HighLine 500 series to make certain that you hear everything in the movie just the way the engineer intended.

Within all Highline 500 models a new 100mm (4") version of Tannoy's world famous proprietary Dual Concentric™ drive unit is complemented by a bass drive unit of the same size to further augment lower frequencies. Using exactly the same driver complement in each of the loudspeakers within the full system ensures a synergy of sound which is a crucial element for the very best home theatre experience.

Combining a multi fibre paper pulp low frequency cone and a titanium domed high frequency unit with a neodymium magnet system, the 'Dual' driver is compact but high-powered and delivers WideBand™ performance for true high definition audio (HDA™). Extending the bandwidth of the loudspeakers ensures enhanced intelligibility by providing a more focussed sound stage through superior spatial imaging. Vocals and instruments are clearly more separate and distinct and percussive sounds have more reality and impact.

Perfect for this type of application, the point source driver system generates a spherical wave front unaffected by energy loss at the crossover frequency in either vertical or horizontal planes. With this exclusive Tannoy system, consistent performance on and off axis is achieved over the full frequency range, meaning the whole family gets the full home theatre experience and not just the person sat in the middle of the sofa!

For maximum acoustic integrity of the drive units the already robust cabinet is further internally braced at strategic points throughout its length to ensure perfect reproduction. So even if the postman rings twice ...you'll hear exactly what you're meant to.

Lowering the centre of gravity of the tall and slim floor-standing speakers, with the addition of a substantially weighted platform, provides stability and additional acoustic benefits through enhanced floor coupling and subsequent stabilising of the audio image.





“THE STUFF THAT DREAMS ARE MADE OF.”

THE MALTESE FALCON (1941)


Everything is worked out perfectly.

Exquisite engineering, attention to detail and robust construction are the hallmarks of all components and accessories throughout the HighLine range.

Not satisfied with specifying extravagantly thick section aluminium for the loudspeaker casing, Tannoy's product design and acoustic engineering team have gone that extra mile to ensure that Arena HighLine is the absolute best in its class.

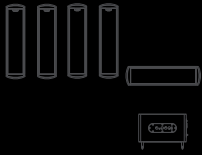
In creating something so finely crafted the functionality element has not been ignored. Fitting effortlessly into the room environment is paramount so the simple, yet effective fixing mechanisms allow completely unobtrusive installation. Invisible wall mount brackets are standard, but low profile table stands and height adjustable floor stands, all with carefully thought through cable management, are available as optional accessories to ensure the speakers fit your décor seamlessly.

This combination of meticulously crafted design, exceptional acoustic performance and application flexibility has delivered a system that defines the category.



“MAKE YOUR LIFE EXTRAORDINARY”

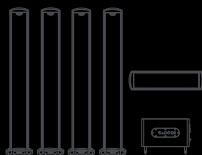
DEAD POETS SOCIETY (1989)



INCLUDING OPTIONAL FLOOR STANDS ON REAR SPEAKERS

# “YOU WANT THE MOON? JUST SAY THE WORD”

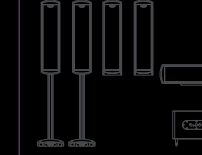
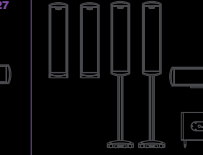
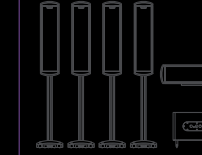
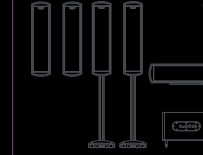
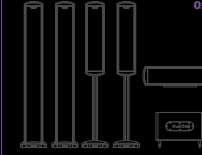
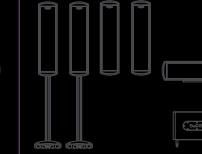
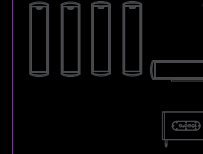
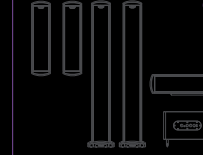
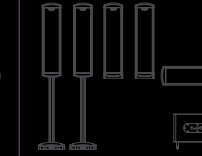
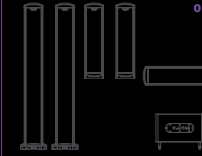
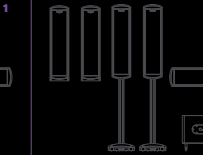
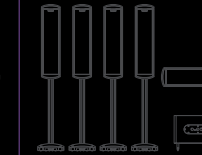
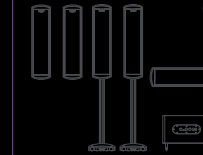
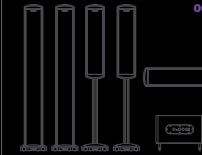
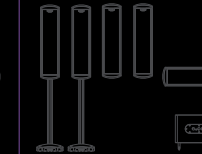
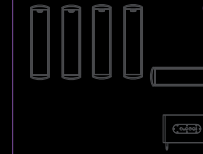
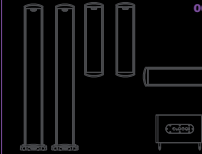
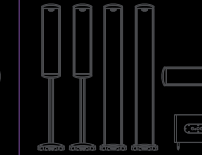
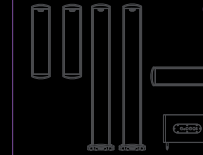
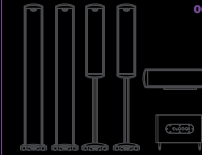
IT'S A WONDERFUL LIFE (1946)



You may wish to opt for the recommended speaker configurations, but the system has been designed to precisely adapt to your needs.

Offering absolute flexibility when it comes to integrating with your living space, Arena HighLine's versatile mounting platforms maximise performance and enable an exceptional variety of room integration solutions.

Use of the supplied wall brackets ensures a low profile, wall-hugging fixing of the satellites and centre. Height adjustable floor-mounting stands and custom table supports for use with the satellites are available as optional accessories.





# “YOU WERE ONLY SUPPOSED TO BLOW THE BLOODY DOORS OFF!”

THE ITALIAN JOB (1969)

Shaken, not stirred.

The high efficiency 500 Watt power amplifier delivers exceptional performance and bandwidth to deliver the huge dynamics demanded by modern movie soundtracks.

It's possible when you hear mention of a subwoofer, you immediately think of a boring black box that you want to hide from view. Not so the Arena Highline subwoofer - it's beautifully finished to coordinate with the rest of the system.

The comprehensive control functions of the Arena Highline subwoofer enables simple optimisation of the unit for music or home cinema listening and output adjustment to match the relative level of the main speakers, or just setting to personal taste. Depending on available space or the desired visual effect, the subwoofer provides clever orientation options - the 300mm (12") driver can be faced downwards, sideways or forwards to optimise acoustic coupling to the listening room.

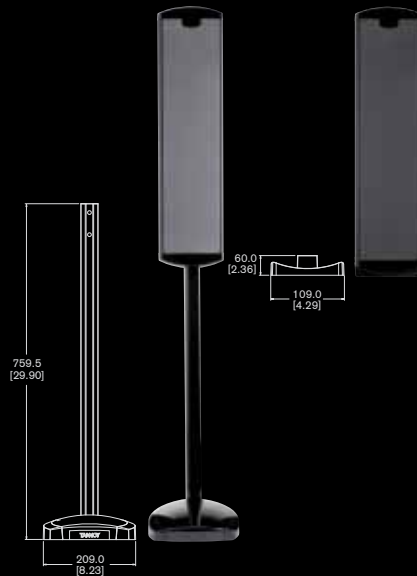


## TECHNICAL DIAGRAMS

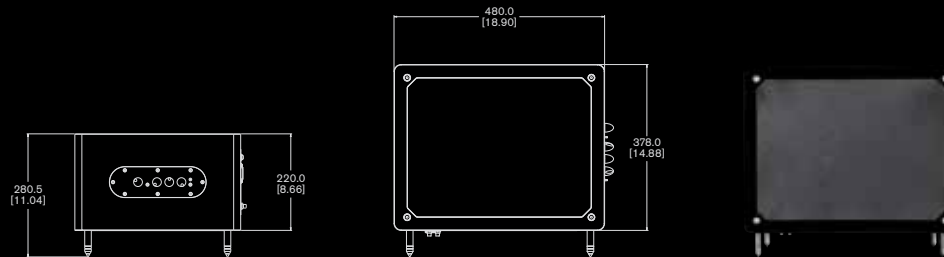
### ARENA HIGHLINE 500



### OPTIONAL ACCESSORIES



### TS500 SUBWOOFER



### COLOUR OPTIONS

BLACK



SILVER



THE SUMPTUOUS, HAND SANDED AND POLISHED MIRROR-LIKE GLOSS SILVER OR BLACK WILL ENHANCE ANY CONTEMPORARY DÉCOR.

## TECHNICAL SPECIFICATIONS

### ARENA HIGHLINE 500 CENTRE & SATELLITE SPEAKER

#### PERFORMANCE

RECOMMENDED AMPLIFIER POWER:	25 - 100W RMS
MAXIMUM SENSITIVITY (2.83V @ 1m):	88dB
NOMINAL IMPEDANCE:	8 Ohm
FREQUENCY RESPONSE (-6dB):	85Hz - 54kHz
CROSSOVER FREQUENCY:	1.75kHz

#### DRIVE UNITS

DRIVER TYPE:	1 x 100mm (4") DUAL CONCENTRIC™ WITH 19mm (0.75") HF, 1 x 100mm (4") LF
MAGNETIC SHIELDING:	YES

#### CONSTRUCTION

SATELLITE WEIGHT:	6.5 kg (14.3 lbs)
SATELLITE DIMENSIONS (H x W x D):	593 x 149 x 124mm (23.34 x 5.87 x 4.88")
CENTRE WEIGHT:	6.5 kg (14.3 lbs)
CENTRE DIMENSIONS (H x W x D):	149 x 593 x 124mm (5.87 x 23.34 x 4.88")
FINISH:	GLOSS BLACK, GLOSS SILVER

#### ACCESSORIES

SUPPLIED:	ALUMINIUM WALL BRACKET FOR EACH SATELLITE AND THE CENTRE CENTRE CHANNEL TABLE STAND FLOOR STAND FOR SATELLITES TABLE STAND FOR SATELLITES
OPTIONAL:	

### ARENA HIGHLINE 500 TOWER SPEAKER

#### PERFORMANCE

RECOMMENDED AMPLIFIER POWER:	25 - 100W RMS
MAXIMUM SENSITIVITY (2.83V @ 1M):	88dB
NOMINAL IMPEDANCE:	8 Ohms
FREQUENCY RESPONSE (-6DB):	75Hz- 54kHz
CROSSOVER FREQUENCY:	1.75kHz

#### DRIVE UNITS

DRIVERS:	1 x 100mm (4") DUAL CONCENTRIC™ WITH 19mm (0.75") HF, 1 x 100mm (4") LF
MAGNETIC SHIELDING:	YES

#### CONSTRUCTION

WEIGHT:	14 kg (30.8 lbs)
DIMENSIONS (H X W X D):	1161 x 209 x 197mm (45.69 x 8.23 x 7.76")
FINISH:	GLOSS BLACK, GLOSS SILVER
SUPPLIED ACCESSORIES:	FLOOR COUPLING SPIKES AND POLISHED FLOOR PROTECTORS

### ARENA HIGHLINE TS500 SUBWOOFER TECHNICAL SPECIFICATIONS

#### PERFORMANCE

OUTPUT POWER:	500W RMS
LOW FREQUENCY RESPONSE (-6DB):	26Hz
LIMIT FOR USABLE OUTPUT:	15Hz
INPUT:	2 x LINE LEVEL PHONO (RCA)
INPUT FILTER (-6DB):	2nd ORDER LOW PASS, 50Hz - 150Hz
AUTO MUTE:	AFTER APPROXIMATELY 12 MINUTES ABSENCE OF INPUT SIGNAL
ADDITIONAL FEATURES:	PHASE CONTROL, CROSSOVER DEFEAT SWITCH FOR LFE OPERATION, SOFT LIMITING TO AVOID OVERLOAD, LF EXTENSION CONTROL

MAINS VOLTAGE:	120V NOMINAL AC ~ 60Hz, 230V NOMINAL AC ~ 50Hz
MAINS FUSE:	120V - T5.0AL / 250V, 230V - T2.5AL / 250V
MAXIMUM POWER CONSUMPTION:	600VA

#### DRIVE UNIT

DRIVER TYPE:	1 x 300mm (12")
--------------	-----------------

#### CONSTRUCTION

ENCLOSURE TYPE:	CLOSED BOX
ENCLOSURE VOLUME:	22.0 LITRE (0.78 cu.ft)
ENCLOSURE DIMENSIONS (EXCLUDING FEET):	480 x 378 x 220mm(18.90 x 14.88 x 8.66")
ENCLOSURE WEIGHT:	15kg (33.1lbs)
FINISH:	GLOSS BLACK, GLOSS SILVER